

4th to 5th Grade Math Matters Summer Packet

Due Date: September 6th or 7th to Mrs. Fagan or Moderator

Dear Math Matters students and parents,

This summer, we encourage you to continue to practice your mathematics at home. Being actively involved in mathematical activities enhances learning.

In preparation for the 2017-2018 school year, students are provided with a summer review packet. This packet focuses on some of the prerequisite concepts and skills necessary for student success in 5th grade Math Matters. The packet may be graded at the teacher's discretion, and may receive extra credit.

While completing the review packet, we recommend that students:

- Complete each problem showing all steps used to arrive at the final answer.
- Show all work neatly in the actual packet, if it is printed. (Additional lined paper may be added if necessary.)
- If packet is not printed, then make sure to number each page and problem as it appears on the packet. All work must be neatly presented.
- Box your final answers.
- Label answers when necessary.
- Do NOT use a calculator.
- Do not rush! Use time wisely.
- If you are stuck on a particular problem, check out one of the math websites posted below. Parents may also be able to help. If you are still having difficulty, circle the problem number and be prepared to ask questions in class in September.

Helpful APPS:

<http://www.khanacademy.org>

<http://www.aplusmath.com>

<http://funbrain.com>

<http://aaamath.com>

<http://math.com>

Have a fun and productive summer.

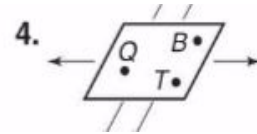
Regards,

Mrs. Fagan
Math Matters Teacher

Name _____ School _____

4th To 5th Grade Math Matters Summer Packet

Identify each figure. Then name it using symbols.



Draw and label each figure.

5) Line segment DM

6) Line XY

7) ray FE

8) point Z

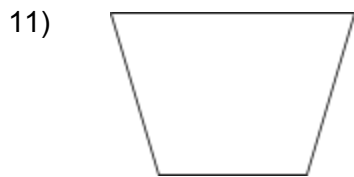
9) plane SQR

10) Lines EM and DR intersecting at X

Name _____ School _____

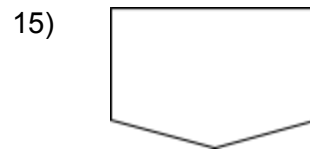
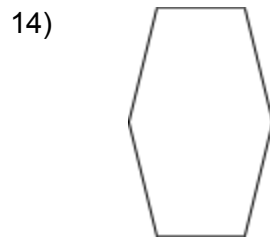
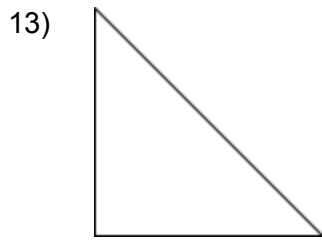
4th To 5th Grade Math Matters Summer Packet

Decide if each figure is a polygon. Write Yes or No.





12)

Name each polygon.



Complete the table.

	Figure	Name	Number of Sides	Number of Vertices
16.		?	?	?
17.	?	?	?	5
18.		?	?	?

Name _____ School _____

4th To 5th Grade Math Matters Summer Packet

Write the place of the underlined digit. Then write its value.

19) 2242

20) 63,666

21) 199,999

22) 880,888

Write the number in standard form.

23) Forty-five thousand, seven hundred sixty-two

24) Ten thousand, nineteen

Write the word name for each number.

25) 37,008

26) 923,780

Compare. Write <, =, or >.

27) 1563 _____ 1519

28) 67,234 _____ 67,234

29) 479,059 _____ 479,065

Write in order from least to greatest.

30) 9458; 9124; 948; 972 _____

31) 216,418; 215,783; 213,614; 221,986

Name _____ School _____

4th To 5th Grade Math Matters Summer Packet

Round to the nearest ten.

32) 469 _____ 33) 875 _____ 34) 2587 _____

35) 4351 _____ 36) 9289 _____ 37) 3542 _____

Round to the nearest hundred.

38) 37,405 _____ 39) 62,345 _____ 40) 66,636 _____

41) 88,088 _____ 42) 65,097 _____ 43) 58,706 _____

Round to the nearest thousand.

44) 821,593 _____ 45) 450,513 _____ 46) 435,127 _____

47) 205,120 _____ 48) 761,604 _____ 49) 807,476 _____

Add or subtract. Show all work.

50) $215 + 687$ 51) $4306 + 3849$ 52) $6287 + 318$

53) $659 - 286$ 54) $7583 - 2948$ 55) $3717 - 839$

Name _____ School _____

4th To 5th Grade Math Matters Summer Packet

Multiply. Show your work.

56) 956×5

57) 619×8

58) 534×4

59) 348×9

60) 759×3

61) 825×4

62) 7×358

63) 5×953

Divide. Show your remainder.

64) $58 \div 6$

65) $51 \div 9$

66) $75 \div 8$

67) $89 \div 9$

Name _____ School _____

4th To 5th Grade Math Matters Summer Packet

68) $83 \div 6$

69) $91 \div 8$

70) $81 \div 7$

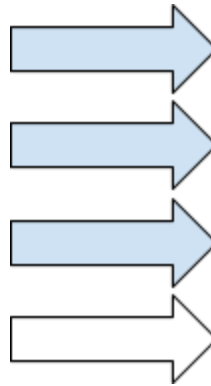
71) $74 \div 6$

Write the fraction for the shaded part or point on the number line.

72)



73)



Draw a model to show each fraction.

74) $5/7$ as part of a whole

Name _____ School _____

4th To 5th Grade Math Matters Summer Packet

Write the fraction in standard form.

75) six elevenths _____

76) four twentieths _____

Write the word name for each fraction.

77) $\frac{5}{9}$ _____

78) $\frac{8}{13}$ _____

Write the missing number to complete the equivalent fraction.

79) $\frac{3}{4} = \frac{?}{12}$

80) $\frac{4}{8} = \frac{?}{12}$

81) $\frac{2}{3} = \frac{6}{?}$

82) $\frac{6}{9} = \frac{8}{?}$

Add or subtract.

83) $\frac{7}{10} + \frac{2}{10}$

84) $\frac{7}{8} - \frac{3}{8}$

85) $\frac{10}{12} - \frac{8}{12}$

Which unit would you use to measure? Write in., ft, yd, or mi.

86) Length of an eraser _____

87) distance between two cities _____

88) length of a soccer field _____ 89) width of a quarter _____

Name _____ School _____

4th To 5th Grade Math Matters Summer Packet

Write the letter of the best estimate.

_____ 90) length of a pencil a. 4 yd b. 4 in. c. 4 ft

_____ 91) height of a basketball player a. 6 ft b. 6 in. c. 6 yd

Compare. Use <, =, or >.

92) 8 ft _____ 96 in.

93) 6 yd _____ 2 ft

94) 1 mi _____ 3000 yd

Which unit would you use to measure? Write c, pt, qt, or gal.

95) water in a bucket _____ 96) paint in a can _____

Which unit would you use to measure the weight of each? Write oz or lb.

97) an envelope _____ 98) a television _____ 99) a bag of oranges _____

Which metric unit of length is best to measure each? Write cm, m, or km.

100) length of a car _____ 101) height of a person _____

Which letter is the best estimate.

_____ 102) length of an umbrella a. 1 m b. 1 dm c. 1 km

_____ 103) width of a postage stamp a. 0.22 cm b. 2.2 cm c. 22 cm

Compare. Write $<$, $=$, or $>$.

104) 5 m ___ 48 dm

105) 100 cm ___ 2m

106) 1000 m ___ 1 km

Name _____ School _____

4th To 5th Grade Math Matters Summer Packet

Which metric unit is best to measure the capacity of each? Write mL or L.

107) a bathtub _____ 108) a can of juice _____ 109) a test tube _____

Which metric unit is best to measure the mass of each? Write g or kg.

110) a sugar cube _____ 111) a bowling ball _____ 112) a peanut _____